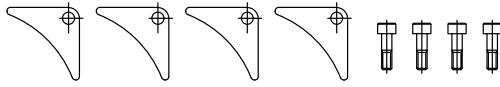


3.2.4 Metal tanks fitting notes

Fixing kit for metal tanks of 3,5 liters and over FIX03

code: 200771900280



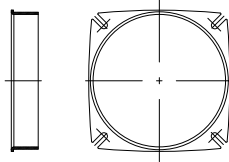
Fixing bracket (q.ty 4)

Bracket spacer (q.ty 4)

M6X18 fixing bolt (q.ty 4)

Tank collar LS01

code: 200609400052



Spigot diameter 123

Height of collar 25 mm.

Material: pressed steel

Provides interface between power pack housing and special tank

Oil filler cap

Plastic material

Complete with breather

Thread: Code:

3/8" BSP PLFT3-01 200678000350

1/2" BSP PLFT4-01 200527060502

1" BSP PLFT6-01 200527060901

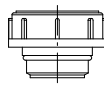
3/8" BSP



1/2" BSP



1" BSP



Oil filler cap

Plastic material

Complete with breather

Complete with dipstick

Thread:

Code:

3/8" BSP (L=25) PLFT3-A01 200678000700

3/8" BSP (L=81) PLFT3-A02 200678000370

3/8" BSP (L=103) PLFT3-A03 200678000380

3/8" BSP (L=165) PLFT3-A04 200678000340

3/8" BSP (L=81) PLFT3-A05 200527099907*

1/2" BSP (L=140) PLFT4-A01 200678000050

1" BSP (L=165) PLFT6-A01 200678000500

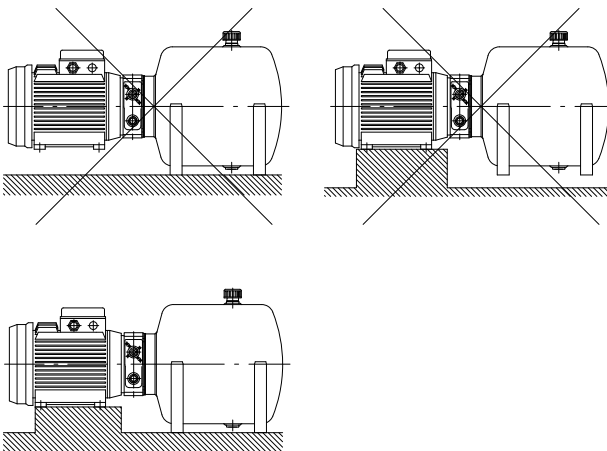
* for L050R-01



Horizontal assembling for power pack with plastic/metal tank

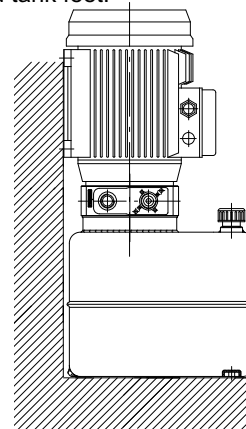


Important: Overhanging assembling configurations for motor or tank are not admitted



Important: For hydraulic units assembling A.C. electric motors equal or higher than 1.5 HP- 1.1KW, it's recommended to order the B34 frame size version.

Consequently it is recommended to fix the hydraulic unit by the A.C. electric motor feet or where possible both electric motor and tank feet.



Vertical assembling for power pack with plastic/metal tanks